

Comprehensive solutions for installing showers



A complete, fully warranted, fully waterproof system for a **fast, easy** and **durable** way to prepare a shower for tiling.



With

REDGARD®

Complete solutions for preparing a shower for tiling:

- Waterproof bases and components
- RedGard® Waterproofing and Crack Prevention Membrane
- RedGard® Waterproofing Fabric Membrane




CUSTOM® Shower Installation Systems

CUSTOM® offers you more choices for preparing a shower for tiling


Hard Core Performance Components



Twice the core strength of typical competitive systems. (We even parked a truck on it.)



Patent-pending drain flange fits standard drains for faster, easier installation.



PVCore™ reinforced top for extra durability and strength.

Complete Waterproofing Solutions



RedGard® Liquid Waterproofing Membrane





RedGard® Fabric Waterproofing Membrane




Backerboard and Plastic Sheeting

Fast, Easy and Durable Installation



A Waterproof Shower System Is As Easy As 1, 2, 3

Step 1 Choose your style of slope or base



Shower Slope
(Standard or Custom Configuration)



RedGard® Shower Base
(Preassembled)

Step 2 Choose your method of waterproofing



A RedGard® Liquid Waterproofing Membrane over cement backerboard



B RedGard® Fabric Waterproofing Membrane over cement backerboard or wallboard



C Plastic sheeting and cement backerboard (for Shower Base only)

Step 3 Add accessories

RedGard® Shower Seat

- Corner seats
- Benches



RedGard® Shower Niche

- 3 sizes



RedGard® HardCurb™

- Use one or more on showers



Durable Shower Slopes and Bases

Hard Core performance. Fast, easy installation.

CUSTOM's comprehensive shower solutions include *high-performance, waterproof components* to ensure success. We start from the ground up with *more durable slopes* that are not only *twice as strong* as typical pre-fabricated shower substrates, but also *fast* and *easy* to install. When installed with qualifying thin-set mortars, the system is eligible for CUSTOM's Lifetime Warranty.



Shower Slope

- Nine sizes in stock for immediate availability
- Cut up to 3" on any side
- Attach HardCurb™ to any side
- Waterproof with RedGard® Liquid or Fabric Membrane System
- Custom Configurations available by Special Order



RedGard® Shower Base (Preassembled)

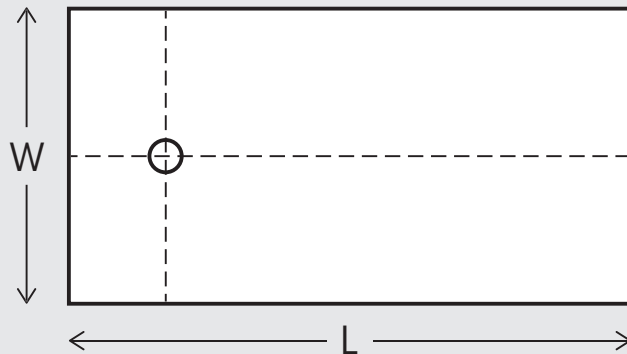
- Factory assembled with HardCurb™ and flanges attached to all sides
- RedGard® waterproofing applied at factory
- Available in 17 sizes/configurations
- Fastest installation. Just drop in.
- Allows waterproofing with plastic sheeting behind cement backerboard

- The strongest mortar-replacement Shower Slope available
- Composed of high-density EPS, epoxy resins and composite fibers
- Made for installation with standard ABS and PVC drain assemblies

To help you decide which Shower Slope or Shower Base may be best, measure the shower and determine drain location.

Measure:

- Length
- Width
- Distance to center of drain



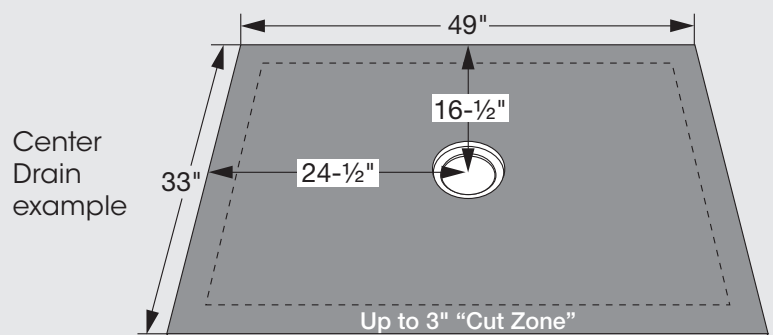
Drain Placement

Configuration	Location		
Center Drain	1/2 width	1/2 length	
Left or Right Drain	1/2 width	10-1/2" length from edge*	
Neo-Angle	1/2 width	1/2 length	

Thickness of slope: 1 1/2" at edge
 *10" length from edge on RedGard® Shower Base

- Add 4" to any side where a RedGard® HardCurb™ will be added. A curb is required on any side of the slope that does not meet a wall.
- Backerboard can be installed before the installation of the Shower Slope or after. Please factor backerboard into measurements.

Each slope edge may be trimmed up to 3" for sizing and placement



Hard Core Technology features high-density expanded polystyrene (EPS) core providing strong, solid, lightweight and durable performance.

- Waterproof with RedGard® at time of installation
- Comes in nine standard sizes plus custom sizes, and can all be cut to fit up to 3" on any side in the field
- Add a HardCurb™ on one or more sides
- Left/Right or Center drain options
- Rectangular or Neo-Angle shapes



Neo-Angle



Center Drain

Waterproof walls and Slope with either:

- A** RedGard® Liquid Waterproofing Membrane
- B** RedGard® Fabric Waterproofing Membrane

Standard Sizes

Item	Dimensions	Product Description
SS-3061-C-T1	30" x 61"	Center Drain
SS-3061-LR-T1	30" x 61"	Left-or-Right Drain
SS-3349-C-T1	33" x 49"	Center Drain
SS-3337-C-T1	33" x 37"	Center Drain
SS-3333-N-T1	33" x 33"	Neo-Angle
SS-3661-C-T1	36" x 61"	Center Drain
SS-3661-LR-T1	36" x 61"	Left-or-Right Drain
SS-4549-C-T1	45" x 49"	Center Drain
SS-4545-N-T1	45" x 45"	Neo-Angle

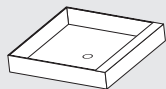
Custom Configuration Shower Slope Program

Have a unique size or shape shower? CUSTOM® can offer a specialized solution for you. Fully customized up to 8,000 square inches with drain placements to fit project parameters, the Custom Configuration Shower Slope Program delivers the flexibility you need.

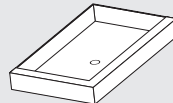
- Irregular shapes
- Drain placement to match existing plumbing lines as desired
- Contact your Custom Building Products representative for more details and to get a Custom Configuration Shower Slope Special Order Form

Factory Made, Pre-Waterproofed Shower Bases

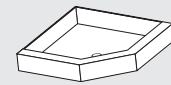
- Choose from a variety of sizes and curb configurations
- Waterproof curbs and flanges pre-attached



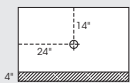
Square or rectangular with attached curb on front only. Center, left or right drain options.



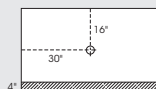
Rectangular with attached curb on two sides. Center, left or right drain options.



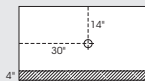
Neo angle with attached curb on three sides. Center drain standard.



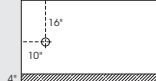
32" x 48"
SB-3248-C-1C



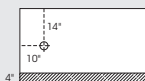
36" x 60"
SB-3660-C-1C




32" x 60"
SB-3260-C-1C




36" x 60"
SB-3660-L-1C



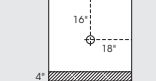
32" x 60"
SB-3260-L-1C



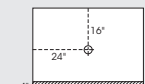
36" x 60"
SB-3660-R-1C



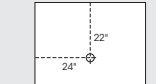
32" x 60"
SB-3260-R-1C



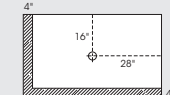
36" x 36"
SB-3636-C-1C



36" x 48"
SB-3648-C-1C



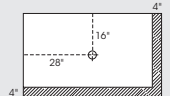
48" x 48"
SB-4848-C-1C



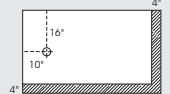
36" x 60"
SB-3660-C-2CL



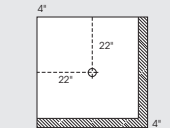
36" x 60"
SB-3660-R-2CL



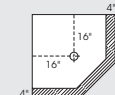
36" x 60"
SB-3660-C-2CR



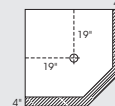
36" x 60"
SB-3660-L-2CR



48" x 48"
SB-4848-C-2CR



36" x 36"
SB-3636-N



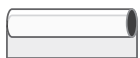
42" x 42"
SB-4242-N

Dimensions and item numbers shown

Waterproof walls with either:

- A** RedGard® Liquid Waterproofing Membrane
- B** RedGard® Fabric Waterproofing Membrane*
- C** Plastic sheeting and cement backerboard

RedGard® Shower Base Kit Includes



- 9' x 12' Plastic Sheeting Roll



- Drain Assembly—PVC drain fits standard 2" sewer line, square top strainer



- 10.1 oz. tube of urethane sealant



- 1 pair of gloves



- Instructional DVD and booklet

*Note: The RedGard® Shower Base requires the use of a cement backerboard such as WonderBoard® Lite.

Complete Waterproofing Solutions



A RedGuard® Liquid Waterproofing Membrane over cement backerboard

- Apply with roller, brush or sprayer
- Two coats for seams, one coat for walls
- Typically dries in 90 minutes
- Fast, easy and durable



B RedGuard® Fabric Waterproofing Membrane over cement backerboard or wallboard*

- Apply waterproof membrane over thin-set mortar
- Accessories for seams and corners available
- Ready to tile when hung
- Easy and durable

*Note: Only use cement backerboard such as WonderBoard® Lite with the RedGuard® Shower Base.



C Plastic sheeting and cement backerboard (for Shower Base only)

- Hang behind cement backerboard
- Apply tile directly to backerboard
- Fast and easy




Precoat corners and seams with RedGard® liquid waterproofing membrane



Apply RedGard® to wall surfaces



Treat corners and changes of plane with RedGard®



Install pre-formed inside/outside RedGard® Fabric Membrane corner pieces



Install RedGard® Fabric Membrane strips for changes of plane



Apply RedGard® Fabric Membrane to walls and floors



Staple plastic to walls



Push plastic into sealant along perimeter



Secure backerboard

RedGard® Waterproofing and Crack Prevention Membrane

- Dries faster than typical competitive products
- Easy to use
- Meets ANSI A118.10, A118.12
- IAPMO rated as a shower pan liner with no fabric



Can be used with:

- Shower Slopes
- Shower Bases (pre-assembled)


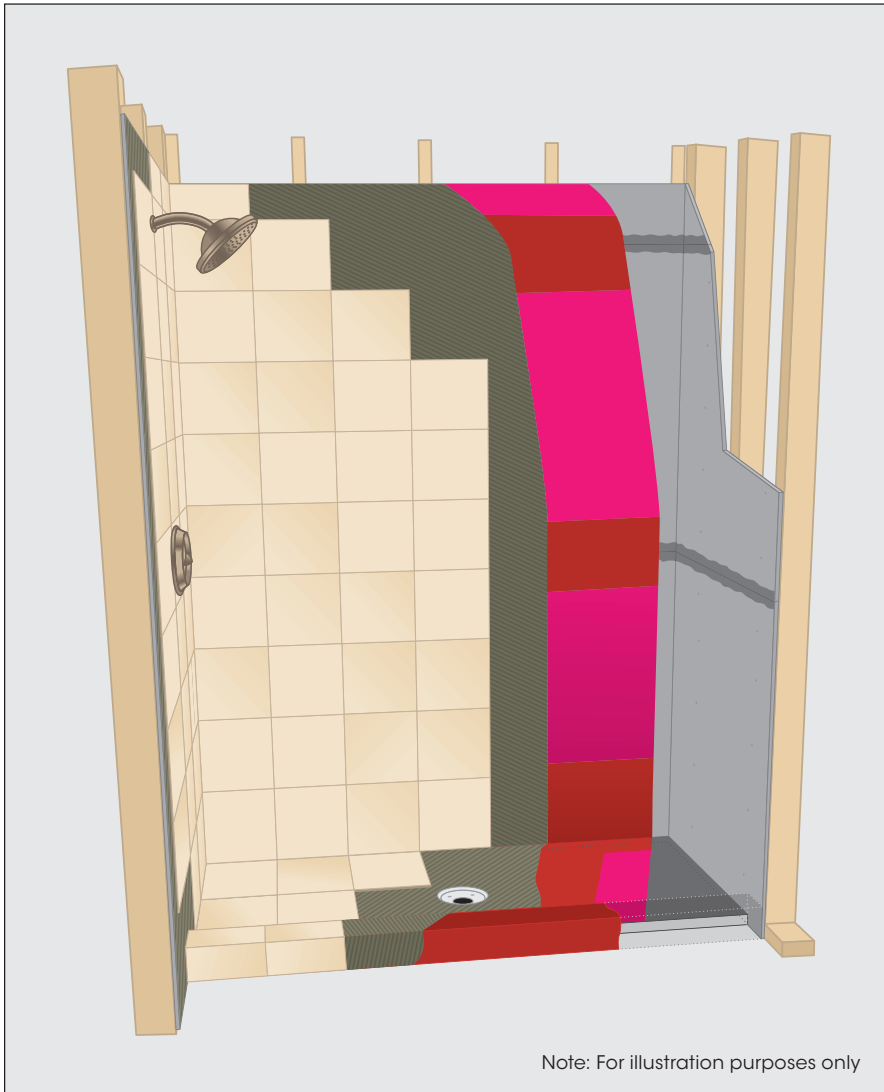
RedGard® Waterproofing and Crack Prevention Membrane

LQWAF1 1 Gallon
LQWAF3 3.5 Gallon

Note: Use RedGard® Liquid Waterproofing and Crack Prevention Membrane over cement backerboard such as WonderBoard® Lite.



Shower or Bathtub Surround



- Walls require one coat of RedGuard® over WonderBoard® Lite cement backerboard



- Floors and seams require two coats; add a second coat 6" up walls from the floor
- Joints and changes of plane require two coats
- Ready to tile when RedGuard® changes from pink to red




RedGard® Waterproofing Fabric Membrane

- Waterproof/vapor proof
- Easy to cut, hang, adjust
- Installs over cement backerboard or gypsum wallboard
- Designed for use with both modified and non-modified thin-sets
- Helps prepare showers and other wet areas for tiling
- Suitable for all tile types
- Preprinted grid pattern makes cutting easy
- Seal seams, transitions and changes of plane using RedGard® Waterproofing Fabric Membrane accessories

Can be used with:

- Shower Slopes
- Shower Bases (pre-assembled)*
- Floated Mortar Beds

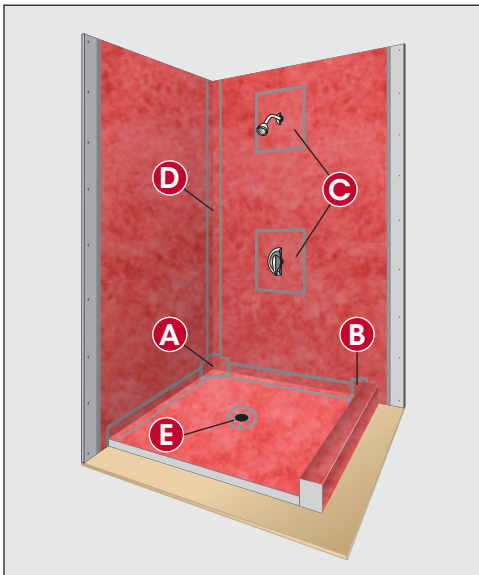
*Note: Only use cement backerboard such as WonderBoard® Lite with the RedGard® Shower Base.



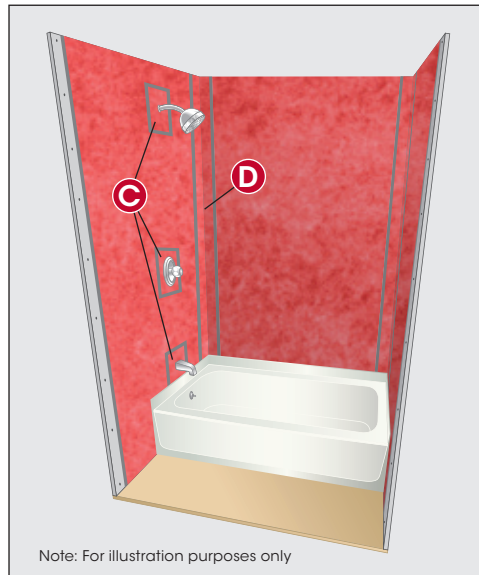
RedGard®
Waterproofing Fabric
Membrane Roll

RFM54	54 Sq Ft
RFM323	323 Sq Ft

Shower



Bathtub Surround



RedGard® Fabric Membrane
Inside Corner Seal

5" x 5" x 5" x 2.5"

RFMIC



RedGard®
Fabric Membrane



B
RedGard® Fabric Membrane
Outside Corner Seal
5" x 5" x 5" x 2.5"
RFMOC



C
RedGard® Fabric Membrane
Mixer and Pipe Seal
13" x 13" x 1/2" opening
RFMMP



D
RedGard® Fabric Membrane
Strip
4.5" wide
RFMST5 5m length
RFMST30 30m length

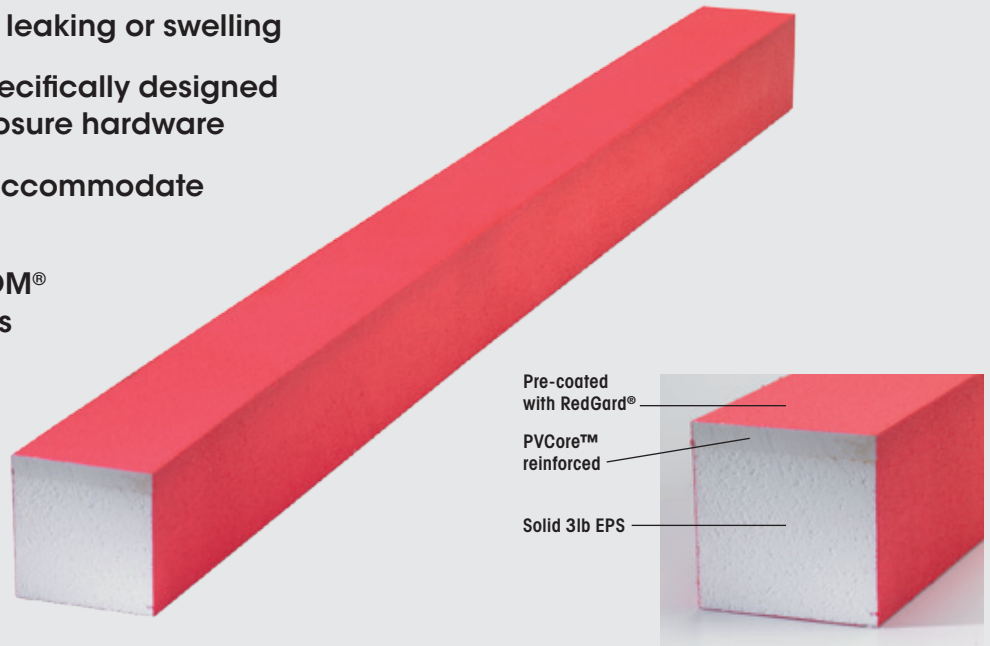


E
RedGard® Fabric Membrane
Drain Gasket
9" Diameter
RFMDG

Customize Your Shower Systems With A Choice Of Accessories

RedGard® HardCurb™

- Solid, EPS core won't allow leaking or swelling
- ½" top layer of PVCORE™, specifically designed for anchoring shower enclosure hardware
- Can be cut in the field to accommodate nearly any installation
- Compatible with all CUSTOM® Shower Installation Systems waterproofing methods



Item	Dimensions	Product Description
RTT-61-HCR	4" x 4" x 61"	Tileable Hard Curb
RTT-36-HCR	4" x 4" x 36"	Tileable Hard Curb

RedGard® Shower Niche

- Guaranteed not to leak
- Attaches directly to studs
- No framing necessary




Item	Dimensions	Product Description
RTT-614-NR	6" x 14"	Tileable Single Niche
RTT-1114-NR	11" x 14"	Tileable Single Niche
RTT-2214-NR	22" x 14"	Tileable Single Niche w/Adjustable Shelf



RedGard® Shower Seat

- Fast and easy to install
- Attaches with thin-set mortar, no framing or screws necessary
- Compatible with all CUSTOM® Shower Installation Systems waterproofing methods



Item	Dimensions	Product Description
RTT-1020-CSR	10" x 20"	Tileable Leg Ledge
RTT-1820-CSR	18" x 20"	Tileable Corner Seat
RTT-2320-CSR	23" x 20"	Tileable Corner Seat
RTT-30-BSR	14" x 20" x 30"	Tileable Bench Seat

Drain

- Square top strainer makes cutting tiles easy
- Adjustable strainer makes adapting for tile thickness easy

Item	Product Description
42237	Tile Shower Drain w/Square Top & Stainless Strainer
42251	Tile Shower Drain w/Square Top & Brushed Nickel Strainer

Reference local plumbing codes for proper drain installation



Sealant

- Use Polyurethane Sealant with shower drain flange and at other joints

Item	Product Description
SSeal-Poly RSC-10	ShowerSeal (10.1 oz Polyurethane) CUSTOM® Shower Installation Systems Shower Sealant





Eligible for up to a Limited Lifetime Warranty.
Select complementary products with this seal to be eligible for up to a limited lifetime warranty.



Scan this QR code with your smartphone to be instantly connected to our website and installation videos.

- Please refer to the installation guide for details
- View complete installation process online: www.custombuildingproducts.com
- Live phone support: (800) 272-8786



CUSTOM[®]